




**NTNU – Trondheim**  
Norwegian University of  
Science and Technology



# Frost Protection for Roads and Railways

Røros test site: 1 year of data

NADim-seminar  
November 30, 2017

# Outline

- Introduction
- Frost Protection Layer Standard
- Røros experimental test site
- Results and discussion
- Conclusion

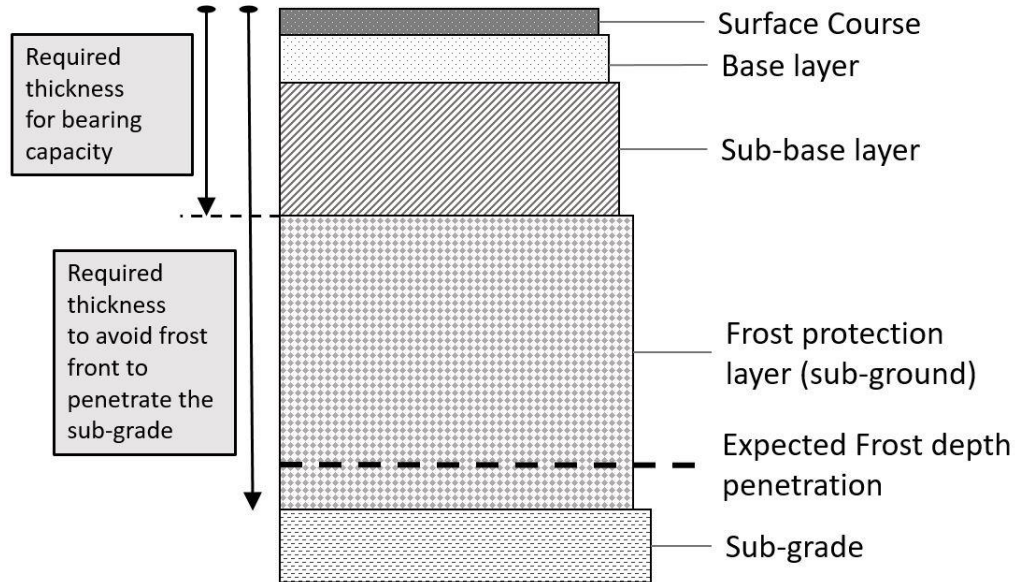


# Introduction



- Frost Protection Project (2016-2019)
  - Frost heave problems (winters 2010 and 2011)
    - Crushed rock material vs natural gravel?
    - Segregation of the material?

# Frost Protection Layer



Modified from Aksnes presentation, 2016.

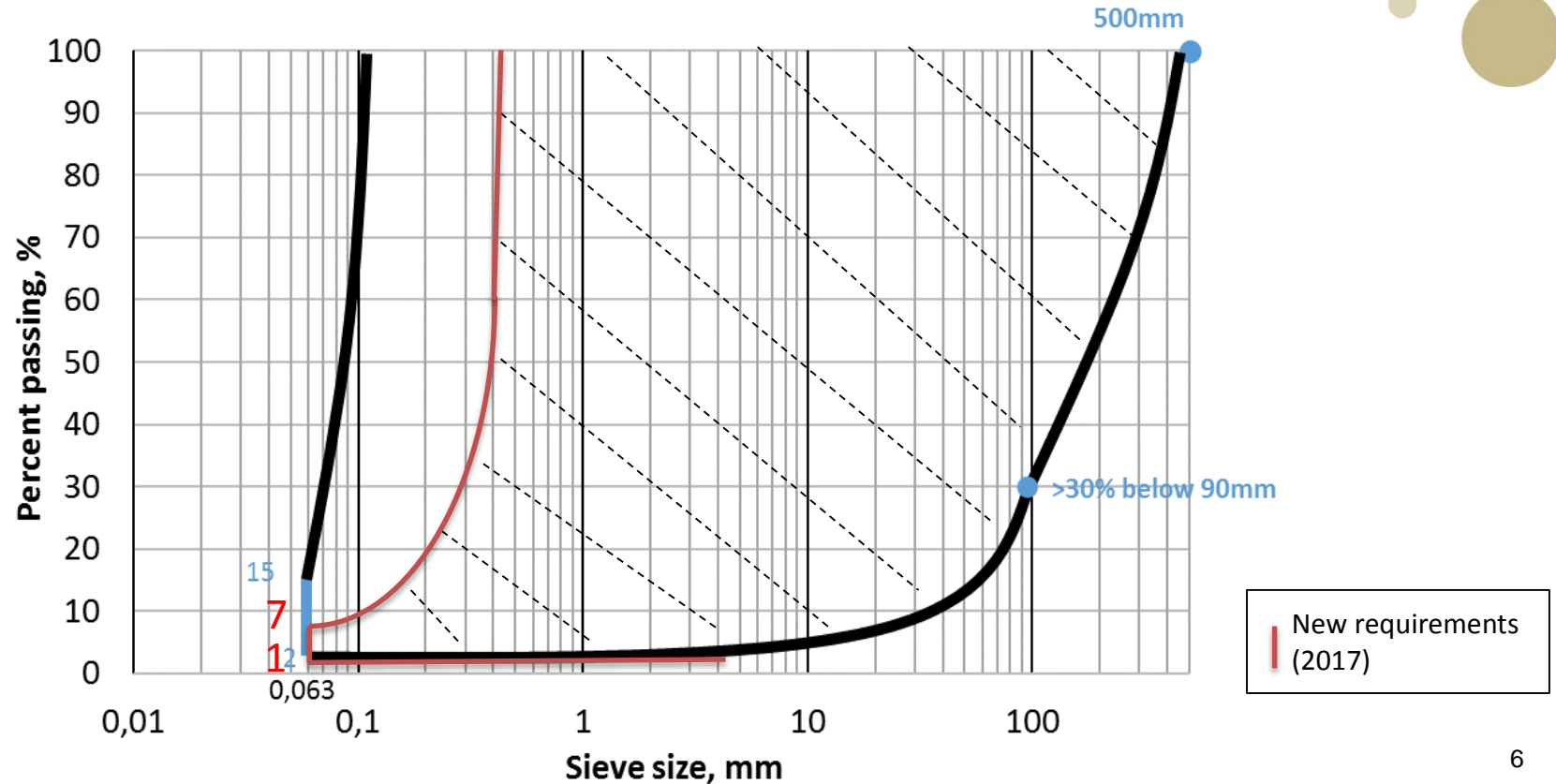
- Prevent frost to penetrate in natural soil
- Maximum thickness of road: 1,8 m to 2,4 m

# Frost Protection Layer

- Material must be crushed in a controlled production.
- Materials up to half the thickness of the layer (never >500 mm).
- Material less than 90mm shall be at least 30%.
- Fines less than 0,063mm shall be 1-7% calculated from 90 mm.
- Grading uniformity coefficient  $C_u > = 5$  (well graded).

(from revised 2017 N200 design book)

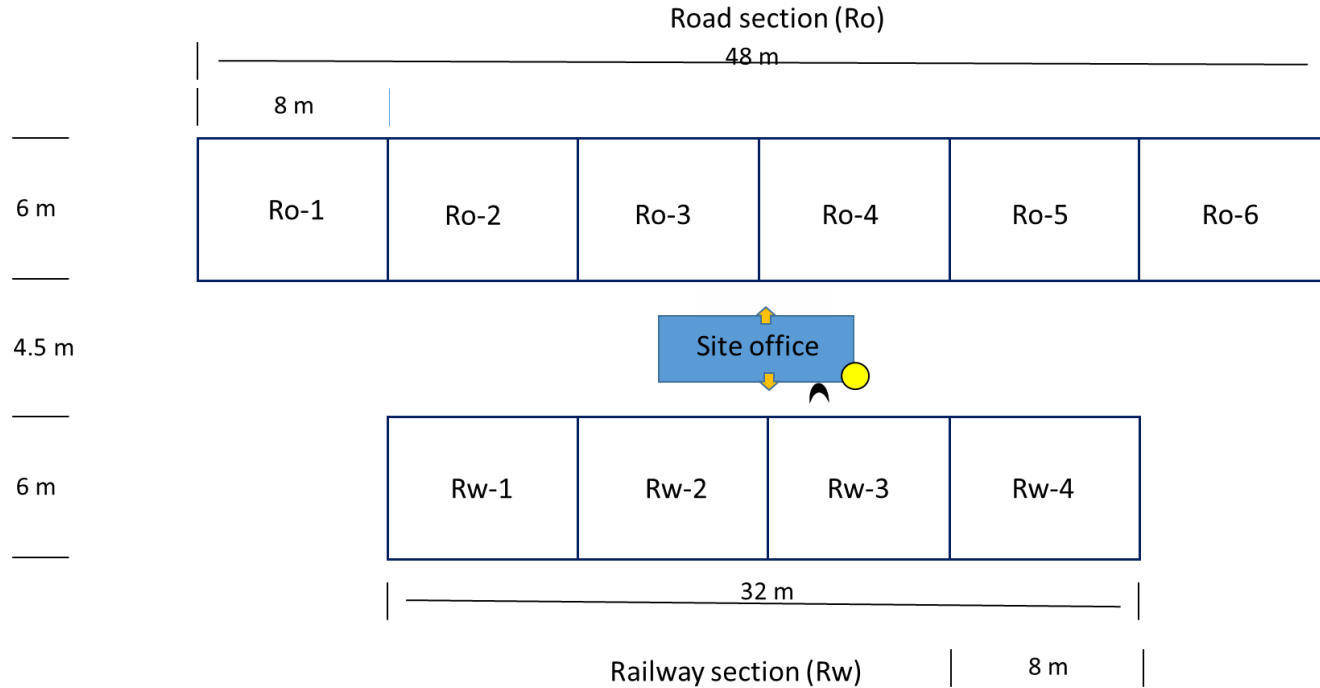
# Frost Protection Layer



# Roros Test site

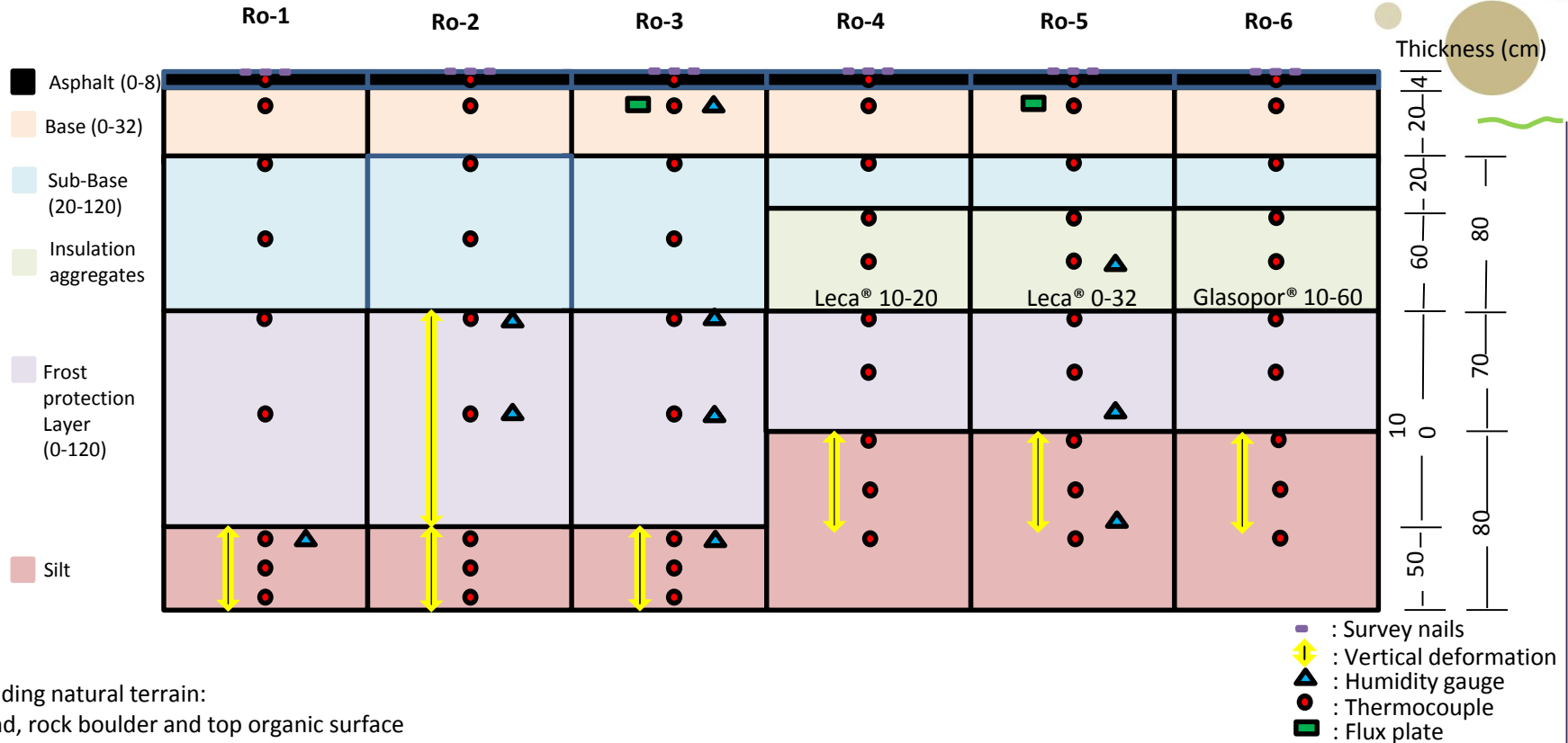


# Roros Test site





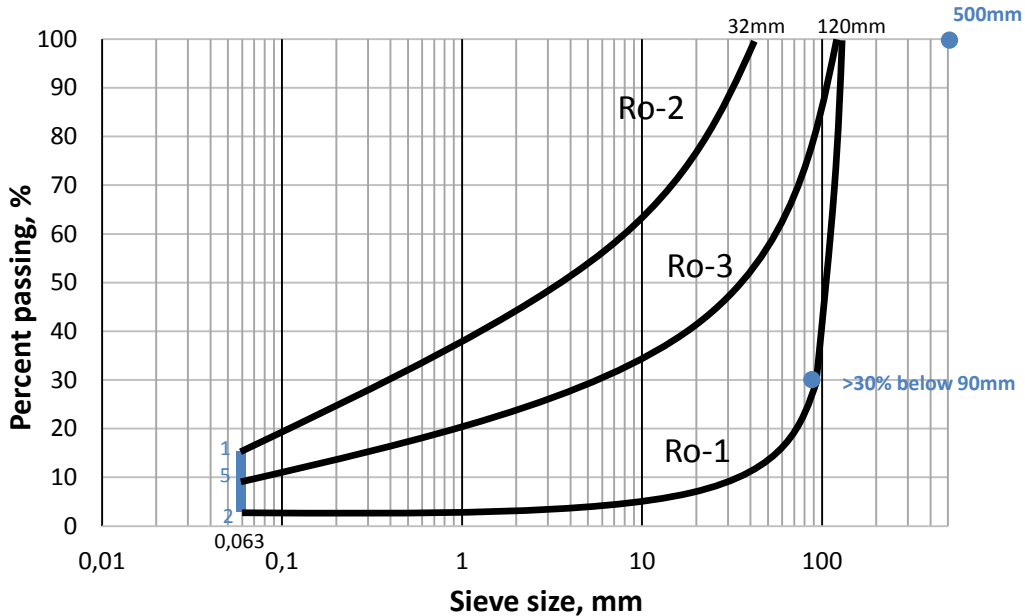
# Road sections



# Variation of grading curves: Road Sections Ro-1 – Ro-3

- 3 different gradings in frost protection layers

- Ro-1: 0-120 mm, 'Coarse'
- Ro-2: 0-32 mm, 'Fine'
- Ro-3: 0-120 mm, 'Typical'



Ro-1: 0-120 mm, 'Coarse'  
Ro-2: 0-32 mm, 'Fine'  
Ro-3: 0-120 'Typical'

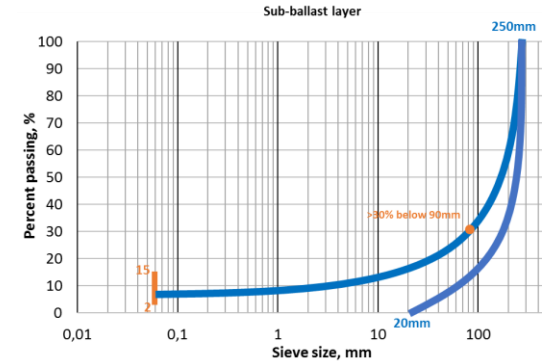
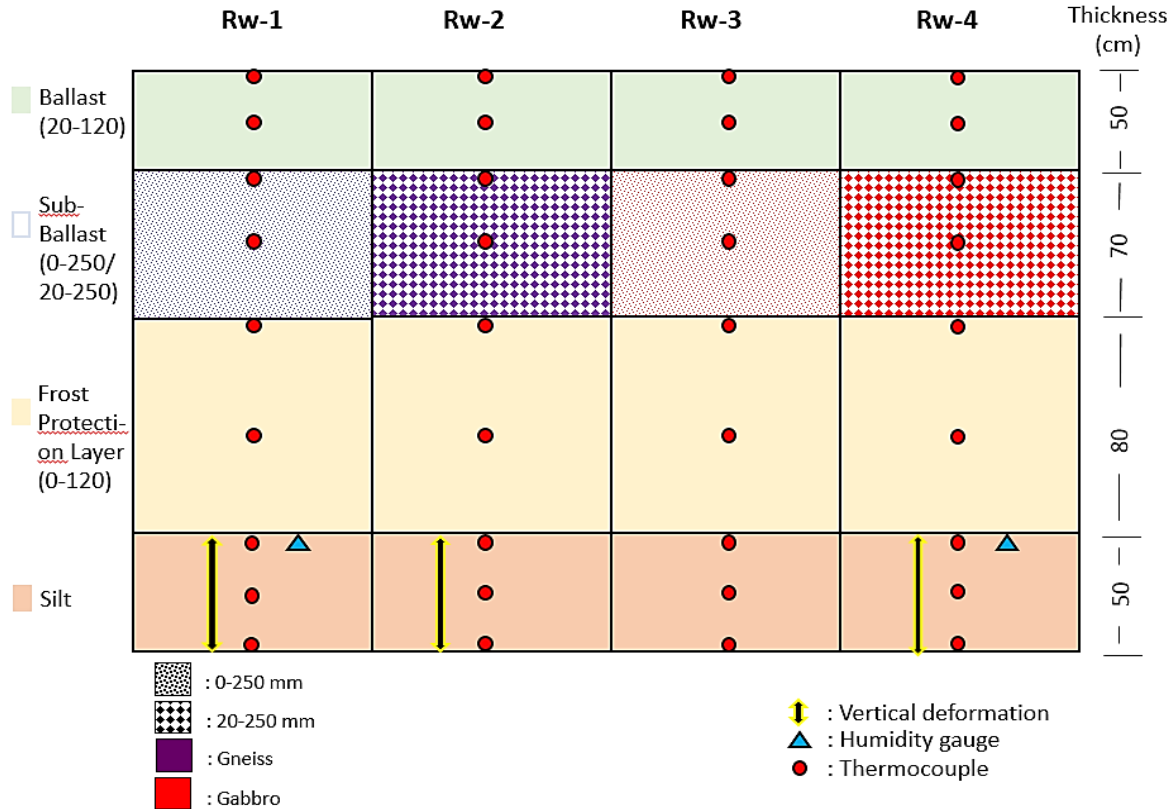


## Variation of insulation material: Road Section Ro4 –Ro6

- 2 products: Expanded clay pebbles and Foam Glass
  - Expanded clay from Leca®
    - 0-32 mm in Ro-4
    - 10-20 mm in Ro-5
  - Foam Glass from Glasopor®
    - 10-60 mm in Ro-6



# Røros test site, side view: Railway section



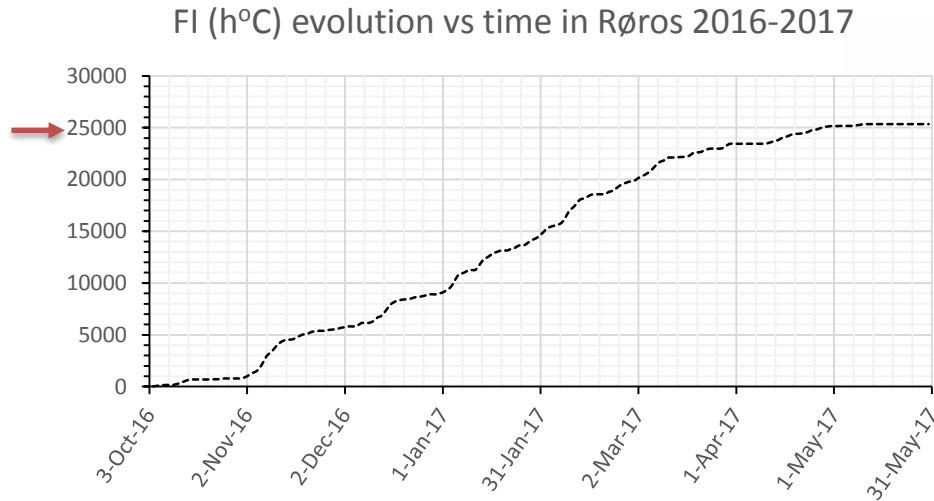


Quartzite

Gabbro

# 1 year of data

- CLIMATIC DATA



- FI: MAT (F2, F10 and F100)

- Røros: 0,2°C; 21k; 39k; 61k;
- Trondheim: 5,3°C; 4k; 11k; 19k;
- Oslo: 6,4°C; 5k; 12k; 21k;
- Bergen: 7,6°C; 1k; 2k; 4k;

- Winter 2016-2017 at Røros

FI  $\approx$  25 000

MAT = 1,3°C

# 1 year of data

- Frost penetration depth
  - Does FPL is actually giving expected results?
  - Grading, insulation and mineralogy effects
- Looking to FDP evolution at the end of each month

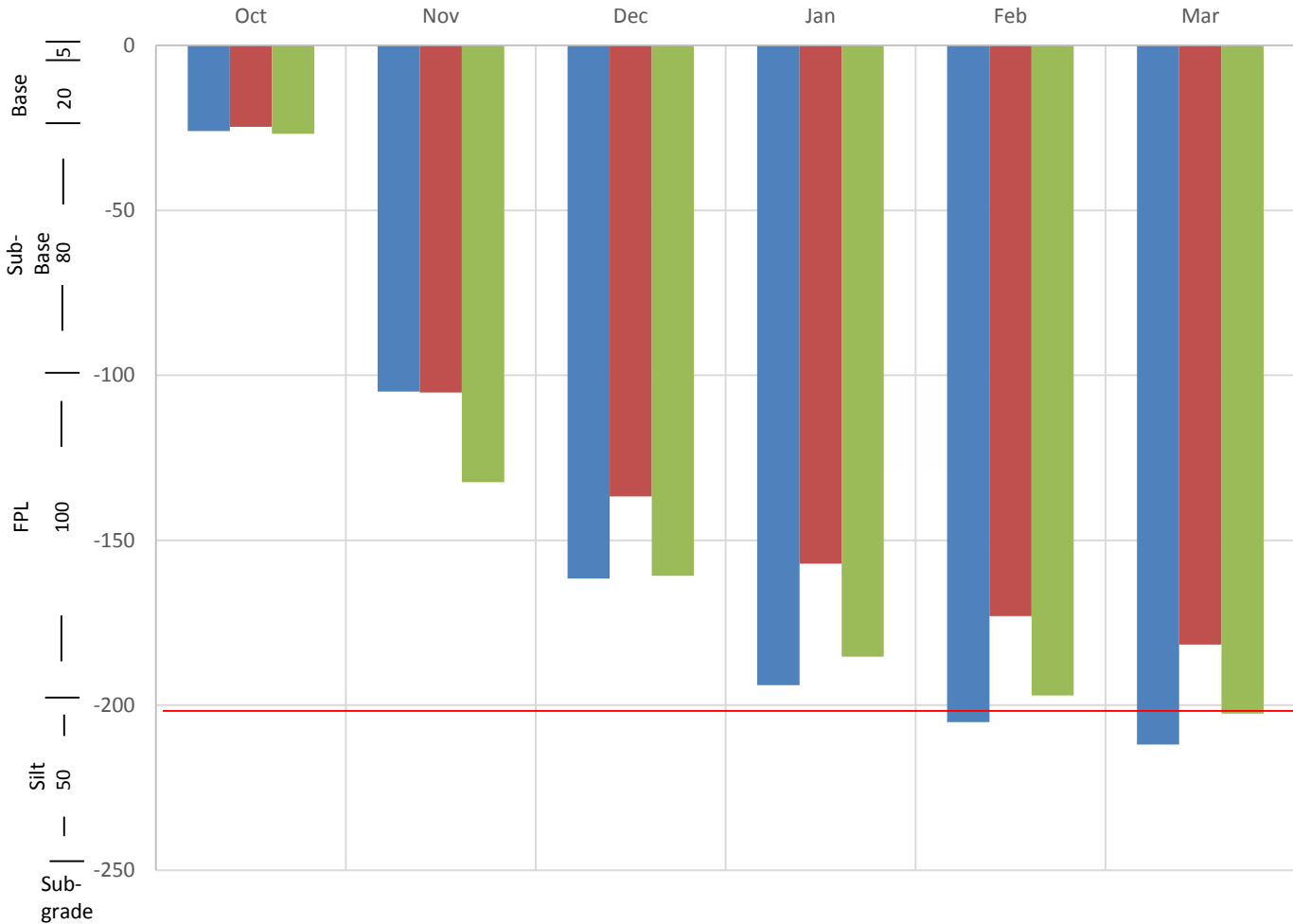




Ro 1-3  
(cm)

# 0°C Depth evolution vs. time

## Ro-1 to Ro-3



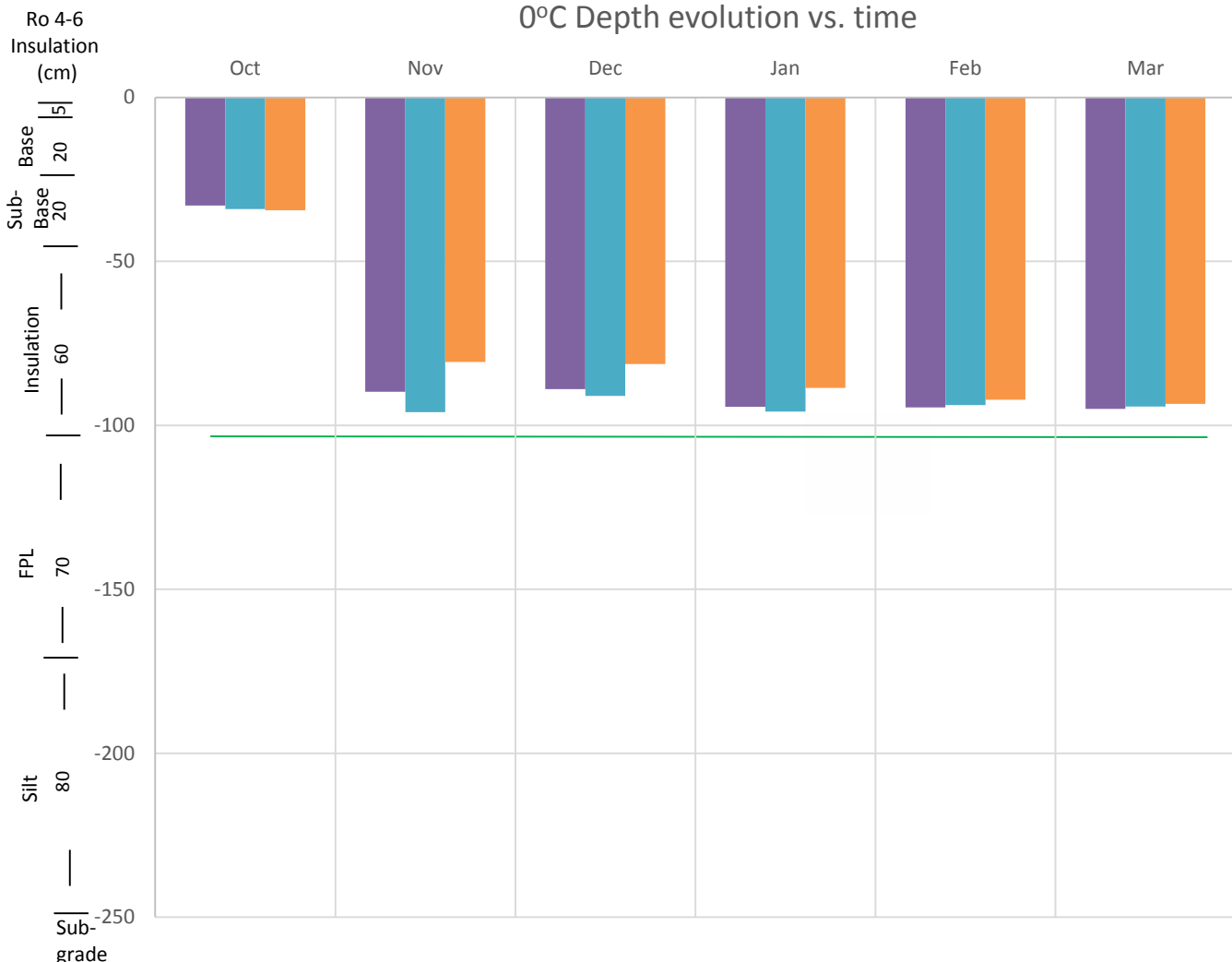
Vary FPL Grading  
Ro-1: Coarse  
Ro-2: Fine  
Ro-3: Typical

Freezing  
Index:  
25000

FPL/ Silt  
Ro1-3



# 0°C Depth evolution vs. time



Insulation  
Ro4-6

Ro-4  
Ro-5  
Ro-6

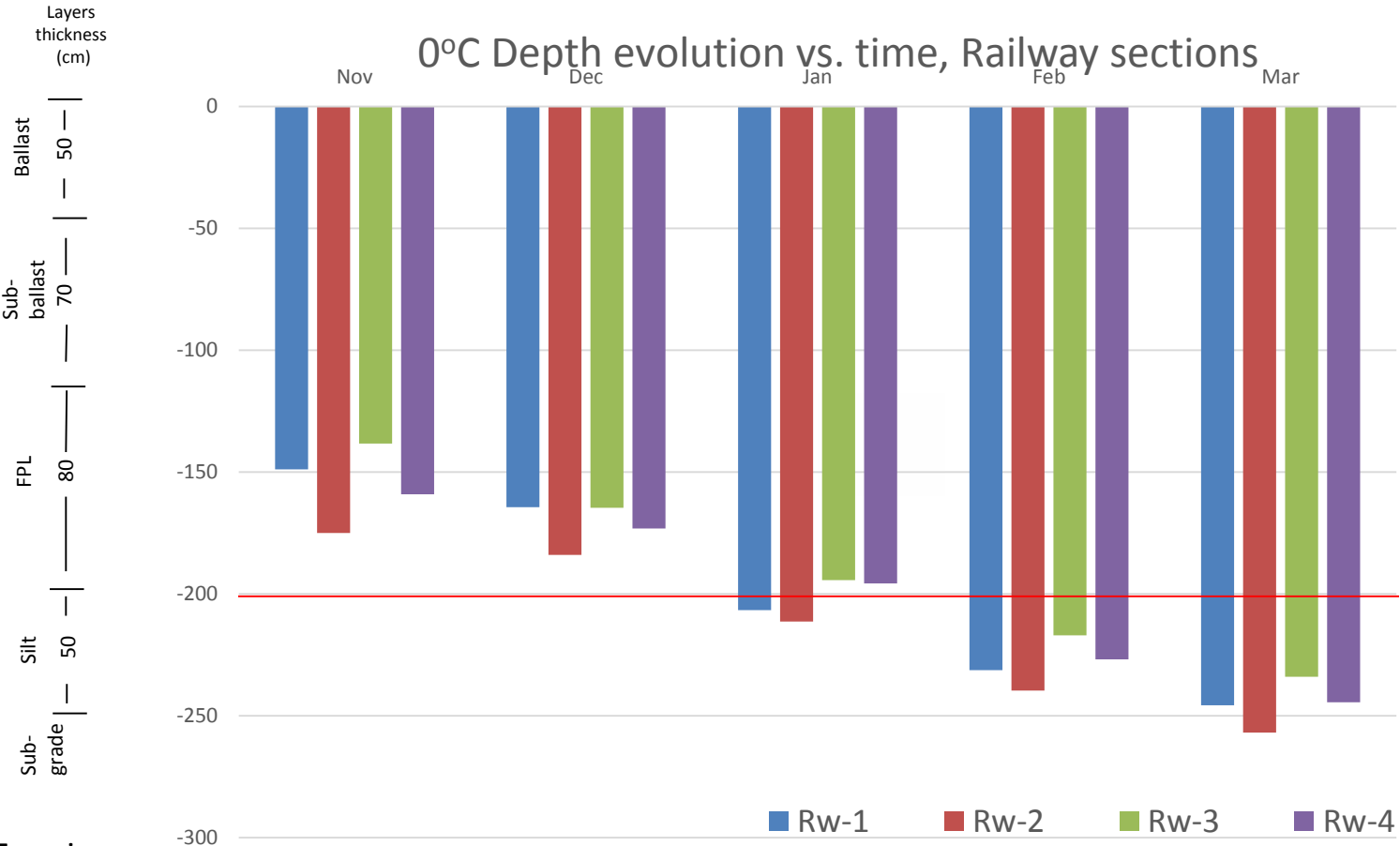
## Ro-4 to Ro-6



Vary FPL insulation agg.  
Ro-4: Leca® 10-20  
Ro-5: Leca® 0-32  
Ro-6: Glasopor® 10-60

Freezing  
Index:  
25000

# 0°C Depth evolution vs. time, Railway sections



## Varying sub-ballast grading & mineralogy:

Rw-1: 0-250 mm, Quartzite;

Rw-2: 20-250 mm, Quartzite;

Rw-3: 0-250 mm, Gabbro;

Rw-4: 20-250 mm, Gabbro;

Freezing Index:  
25000

## EXPECTED VS OBSERVED

Comparing necessary FI contribution to completely go through the FPL

Silt layer in sections are at 2,05m

FI necessary to reach the silt layer ( $^{\circ}\text{C}\cdot\text{h}$ )

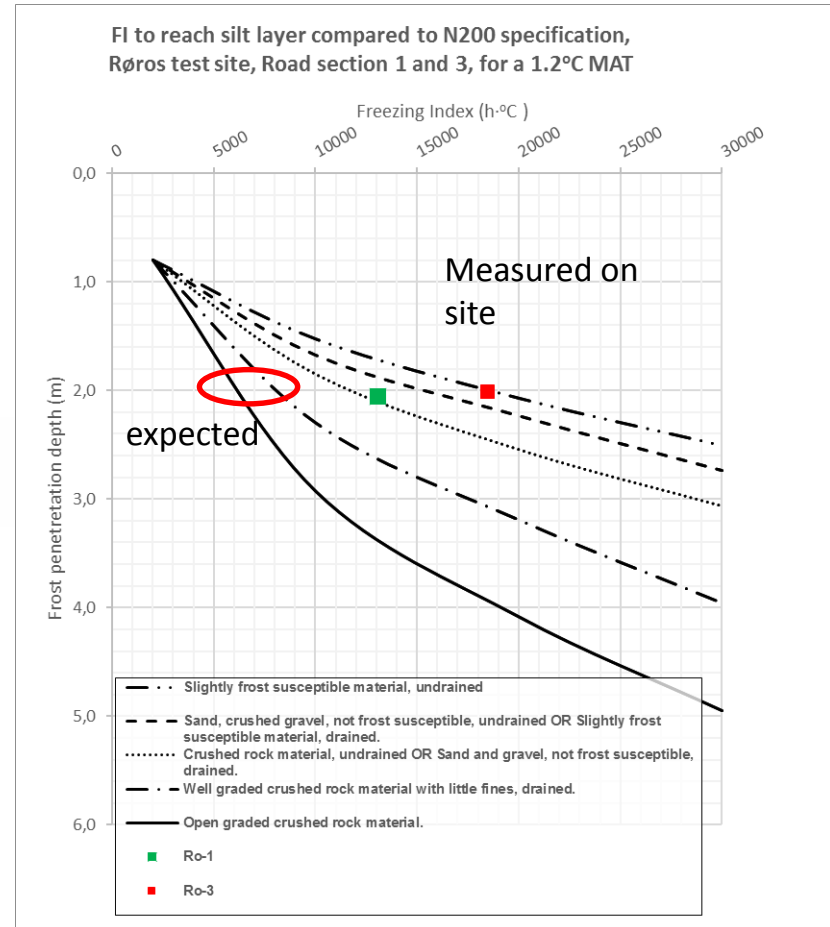
Ro-1: 13000

Ro-2: N/A

Ro-3: 18500

Frost penetration depth calculated to reach 2 m:

FI: 9000



## EXPECTED VS OBSERVED

Comparing necessary FI contribution to completely traverse the FPL

Silt layer in sections are at 2m

FI necessary to reach the silt layer ( $^{\circ}\text{C}\cdot\text{h}$ )

Rw-1: 10300

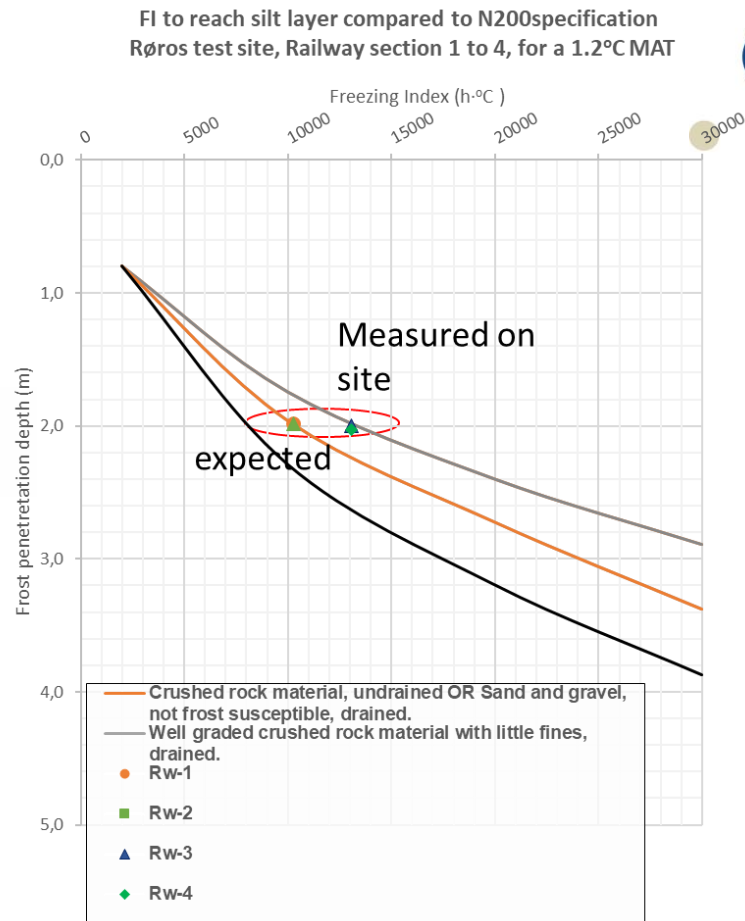
Rw-2: 10300

Rw-3: 13000

Rw-4: 12900

Frost penetration depth calculated to reach 2 m:

FI: 9000



# 1 year of data

- Does max thickness are enough
  - Can better knowledge lead to better design? (\$, z)
- Does material thermal properties are maximized?
  - Water retention vs fine%
- Can cost production be optimized?
  - Less thick layers -> less construction cost



# Conclusions

- The test site is a good tool for investigating the standard assessment
- Data concerning frost penetration according grading, mineralogy and insulation in each sections make sense according to known theories.
- Contributive FI to go through FPL in Road section are higher than what expected in N200. The variation seems to be caused by the presence of water at the bottom of the layer.
- Contributive FI to go through the railway structure sections correspond quite well to standard evaluation.



# Conclusions



- All sections of roads and railways with typical or coarse grading frost protection layer failed to prevent frost penetration inside the silt layer even with the 'help' of water at the bottom of it.
- 0-32 FPL grading in Ro-2 and insulation material is preventing frost to reach the silt layer.
- Further development regarding design method is to be done.



# Thanks to collaborators and partners

- The Research Council of Norway
- Statens vegvesen
- Bane Nor
- Leca®
- Glasopor®
- SINTEF Byggforsk
- Laval university



**Statens vegvesen**

